



One of a Kind

From the Director's Chair:

In November we had all of our carpets cleaned and would like to send out a BIG THANK YOU to Chris' Cleaning Service out of Oskaloosa, KS. He did a great job and we encourage everyone to help us in keeping them clean. Please remember to wipe your feet on the rugs in the lobby before walking on the carpet.

We have another Thank You to shout out to the Brosa Family. They made us a

new stepping stone that is absolutely adorable. Please look down to your left as you are coming in the outside door and you will see the great art work.



Another BIG THANK YOU goes out to the Wessel Family for referring the Meisenheimer Family to us. The Wessel Family will receive a \$50 credit on

their account for this referral. Always send people our way and make sure to tell them to mention your name so you get a referral credit on your account! We are excited to have new friends to play with and a new family to get to know. WELCOME Meisenheimer Family.



One of a Kind

oakdirector@yahoo.com

January 2012

Special points of interest:

- ☺ NO PUBLIC SCHOOL JAN. 2, 3, AND 16
- ☺ BOARD MTG TUES JAN 17TH

Inside this issue:

Inside Story	2
Inside Story	2
Inside Story	2
Inside Story	3
Inside Story	4
Inside Story	5
Inside Story	6

We understand that it's difficult for OOAK parents to take days off work to care for their kiddoes on snow days, so we have made a few changes to the Inclement Weather Policy this year at OOAK. We will still close when Lawrence Public Schools (USD 497) close for inclement weather. However, now, when the Lawrence Public Schools close for consecutive days, we will assume OOAK to be open the 2nd and any remaining consecutive days unless extreme conditions exist. We will update the answering machine, send out an email, and put a message on our Facebook page to let parents know if we will be open or closed. Please make sure you have a current email address on file to get these updates.



We want to thank everyone who helped us raise money on our Benefit nights in December. On December 12th we had an Orange Leaf benefit night and earned a total of \$33 for the school. Then on December 20th we had the Gambino's Pizza fundraiser night and earned a total of \$55 for the school. We are going to start doing more of these benefit nights and hope you all can join us in the fun. It was great to see such a good turnout at both events.

The Winter Program was a huge success thanks to the hard work of our staff, children, and parents. I am very glad so many people attended to watch the program. I was very happy with the show and can't wait to plan the next one. The children did awesome and we had such a great number of guests to make it just amazing. We apologize for not having enough chairs, but are so glad we could fit everyone in! I hope you enjoyed the Program as much as we did. Please feel free to give suggestions or ideas for next year's performance.



Lastly, I want to send out a HUGE Thank You to all of the families who brought in gifts, treats, and goodies for the teachers. And al-family by donating presents. It is so others during this time of year. We snacks around here. Thanks again, we families here at OOK.



so to those who helped our adopted kind of all of you to think of us and have definitely enjoyed all of the feel blessed to have such wonderful

I will be out of the office until January 9th. During this time please feel free to contact Melissa with any questions or concerns. I will be available through email as well if you should need anything at all.

MERRY CHRISTMAS FROM ONE OFA KIND!!!!



Infant 1 Classroom

Teachers: Ms. Sky, Ms. Neomi & Ms. Christina

Themes of January:

Week 1: Weather/Snow

Art: Ice Painting

Book: *The Snow Day*

Song: "Jack Frost"

Week 2: Twinkle Twinkle

Art: Sparkly Stars

Activity: Pictures of Stars

Song: Twinkle Twinkle Little Star

Art: Polar Bear Paw Prints

Week 3: Polar Bears

Book: *Polar Bear, Polar Bear*

What Do You See

Week 4: Moose

Art: Antlers

Book: *If You Give A Moose A Muffin*



Infant 2 Classroom

Lead Teacher: Ms. Tosha

Weekly Themes:

Jan. 2-6: New Years

Art-2012 Art

Song: "Cheer The Year Song"

Book: *Barney's Wonderful Winter Day*

Jan 9-13: Snow/Winter

Art: Snow/Snowflakes

Song: "I'm A Little Snowflake"

Book: *Snowlie Rolie*

Jan. 16-20: Snowman

Art-Make A Snowman

Song-"Frosty The Snowman"

Book-*Frosty The Snowman*

Jan. 23-27: Penguins

Art-Baby Penguins

Song: "Snowflake Dance; Snow Is Falling All Around"

Book: *Snow Friends*

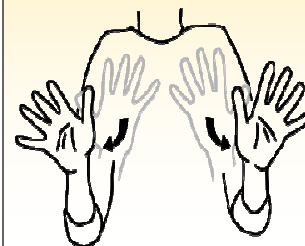
Welcomes and Transitions

We would like to give a warm welcome to Tyler L., Asher S., and Hollyanne B. to Infant 2! We are excited for you to grow and play with us!

HAPPY BIRTHDAY KEELAN
M. !-Turns 1 year old on Jan.
27th

Baby Sign of the
Month:

finished



Toddler 1

Lead: Ms. Alexes

Assistants: Ms. Jaimee & Ms. Krishna

Themes for January

Week 1: Transportation

Art-Wheel tracks

Activity-Automobile race; what kind of automobile is this?; Automobile puzzles

Book: *The Wheels on the Race Car; I Love Trains*

Week 2: Ice

Art-Painting with Ice

Activity-Sensory-melting ice, touching ice

Book: *Frozen Noses*

Toddler 2

Lead: Ms. Erin

Assistant: Ms. Caitrin

Week 1: Farm Animals

Art: Animal footprints

Activity: Little People Farm

Book: *A Was Once An Apple Pie*

Week 2: Zoo Animals

Art: Hippo color sheet

Activity: Zoo Animals

Book: *Elmo Zoo Book*

Week 3: Snow Animals

Art-Snow Animal Footprints

Activity-What are snow animals?

Book-*Snow Animals*

Week 4: Feelings and Emotions

Art-Facial expression poster

Activity-How am I feeling?; Look at different facial expressions

Book-*The Story of My Feelings*

Birthdays

Happy Birthday Logan W.!

-Turns 2 years old January 28th



Week 1: Farm Animals

Art: Animal footprints

Activity: Little People Farm

Book: *A Was Once An Apple Pie*

Week 2: Zoo Animals

Art: Hippo color sheet

Activity: Zoo Animals

Book: *Elmo Zoo Book*

Week 3: Bears

Art: Paper plate bear claws

Activity: Walk like a bear

Book: *Brown Bear, Brown Bear*

Week 4: Sea/Water Animals

Art: Cheerio starfish

Activity: Water Table Fun

Book: *Hooray For Fish!*


Birthdays

HAPPY BIRTHDAY TO:

January 13-Kayleen turns 2 years old

January 18-Ian turns 2 years old

January 26-Alaya turns 2 years old



Preschool Classroom

Lead: Ms. Sue

Assistant: Ms. Shannon

JANUARY

Class Motto: "Say what you mean, mean what you say, but don't say it mean."

Themes

Winter

Polar Regions

Books

Health & Safety

Winnie The Pooh

Tidbits:


We are working VERY hard on using our words! We talk about our feelings and our wants and needs.

I want to thank everyone who donated gifts to our adopted family this holiday season. Our family was so very thankful. I took some pictures of them on Christmas Day (located below), they were so happy!

Please feel free to bring in books related to our themes! The children take great pride in reading books from home at Circle Time.

The children are welcome to bring in toys from home but please understand we need to share and put our names of the toys.

Have a wonderful month! If at any time you have any questions please feel free to call Ms. Sue. 785-550-5666



HAPPY BIRTHDAY!

Lauren- Turns 4 on January 13th

Jaxon-Turns 4 on January 19th

Ty and Malena-Turns 3 on January 28th

Leopard Family



Kindergarten Classroom

Lead Teacher: Ms. Erica

JANUARY THEMES

- ◆ Snakes
- ◆ How paper is made
- ◆ Acting
- ◆ Martin Luther King Jr.

Info:


*New student Gaby M. starts January 3rd!

*Everyone filled the sticker chart! Party to celebrate will be January 4th.

Birthdays

*BJ-Turns 5 on January 22nd

*Ms.Erica-Turns 24 on January 26th



Do-At-Home Craft

1. Calendar craft

Use a real calendar covered with your child's own artwork to make an interesting calendar you will love the whole year through.

Supplies Needed:

Calendar for the new year

Construction paper

Crayons or markers

Glitter

Nontoxic glue

Provide your child with construction paper cut to fit over the picture-portion of the calendar you purchase. You might be able to get free calendars that some pharmacies and real estate companies give away around holiday time.

After she uses the construction paper to make a picture for each month, simply glue these to the calendar in the appropriate place. After all of the pictures have been glued, press the calendar under a large heavy book to flatten it. Your child may wish to make several calendars and give them away as presents.